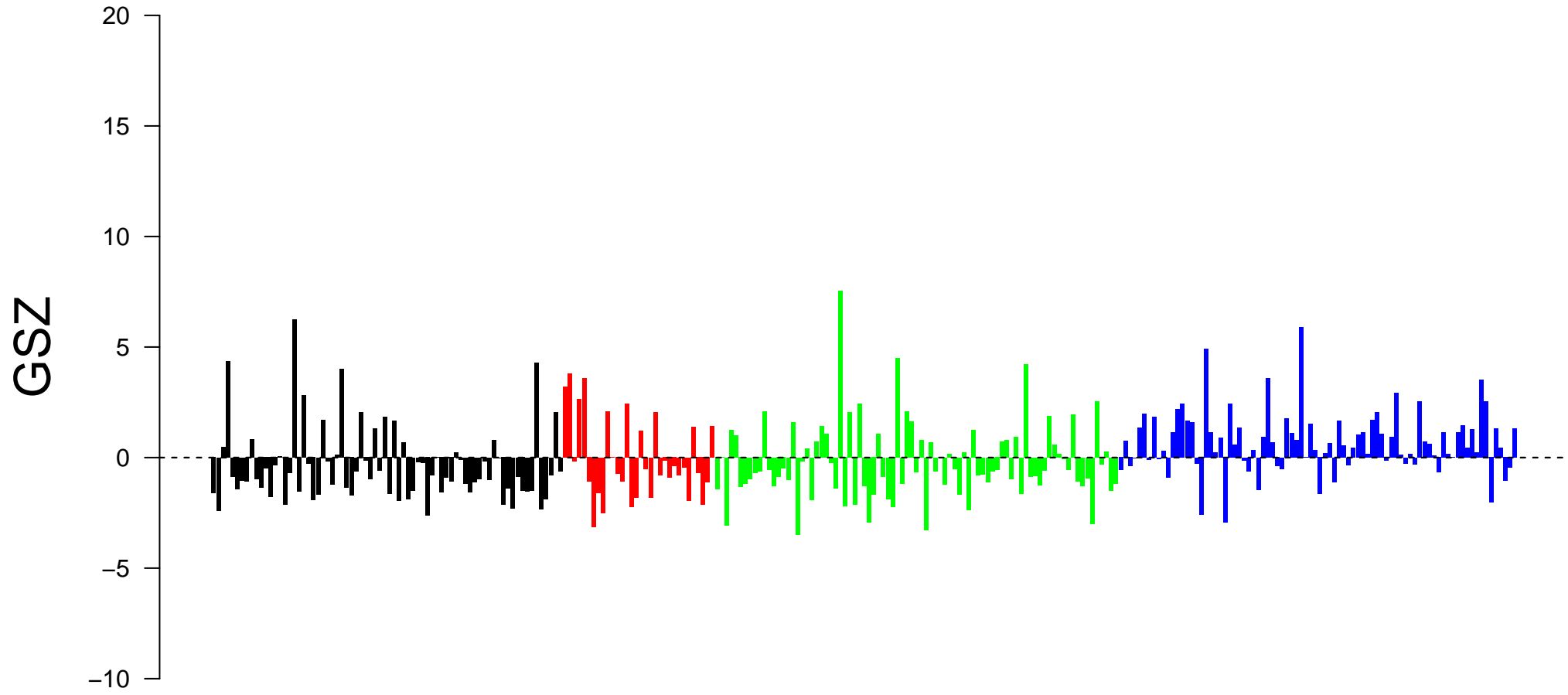
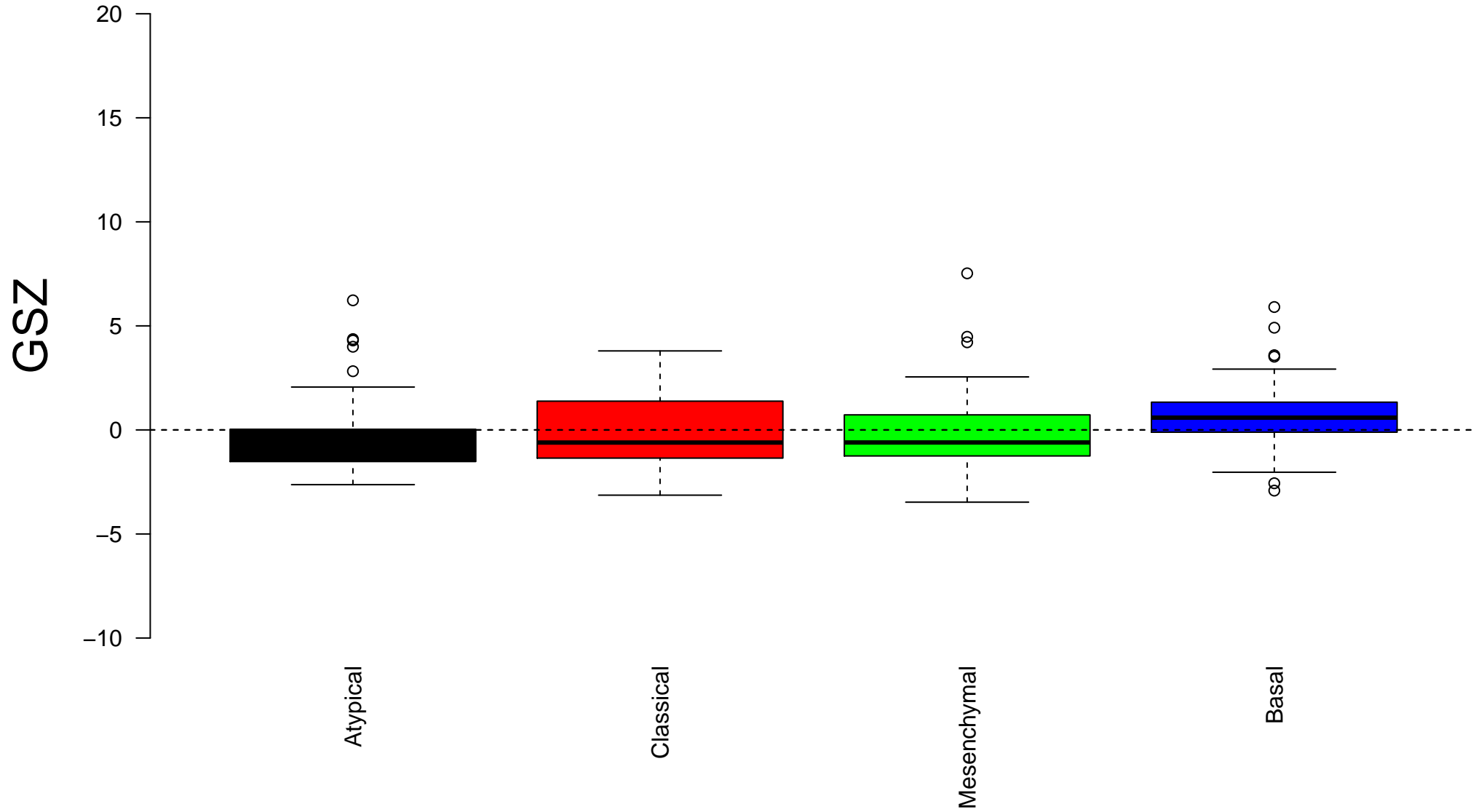



NIKOLSKY_BREAST_CANCER_20Q11_AMPLICON



NIKOLSKY_BREAST_CANCER_20Q11_AMPLICON



Enrichment in spots: NIKOLSKY_BREAST_CANCER_20Q11_AMPLICON



Expression of NIKOLSKY_BREAST_CANCER_20Q11_AMPLICON in Spot A

Δe


1.0

0.5


0.0

-0.5

-1.0



Expression of NIKOLSKY_BREAST_CANCER_20Q11_AMPLICON in Spot B



Expression of NIKOLSKY_BREAST_CANCER_20Q11_AMPLICON in Spot C

Δe


1.0

0.5


0.0

-0.5

-1.0



Expression of NIKOLSKY_BREAST_CANCER_20Q11_AMPLICON in Spot D



Expression of NIKOLSKY_BREAST_CANCER_20Q11_AMPLICON in Spot E

Δe


1.0

0.5


0.0

-0.5


-1.0



Expression of NIKOLSKY_BREAST_CANCER_20Q11_AMPLICON in Spot F



Expression of NIKOLSKY_BREAST_CANCER_20Q11_AMPLICON in Spot G



Expression of NIKOLSKY_BREAST_CANCER_20Q11_AMPLICON in Spot H

Δe


1.0

0.5

0.0

-0.5

-1.0



Expression of NIKOLSKY_BREAST_CANCER_20Q11_AMPLICON in Spot I

Δe


1.0

0.5


0.0

-0.5


-1.0



Expression of NIKOLSKY_BREAST_CANCER_20Q11_AMPLICON in Spot J

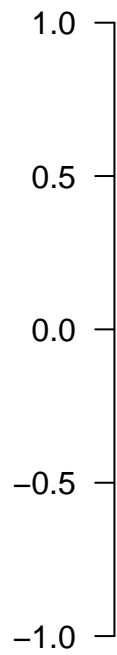


Expression of NIKOLSKY_BREAST_CANCER_20Q11_AMPLICON in Spot K



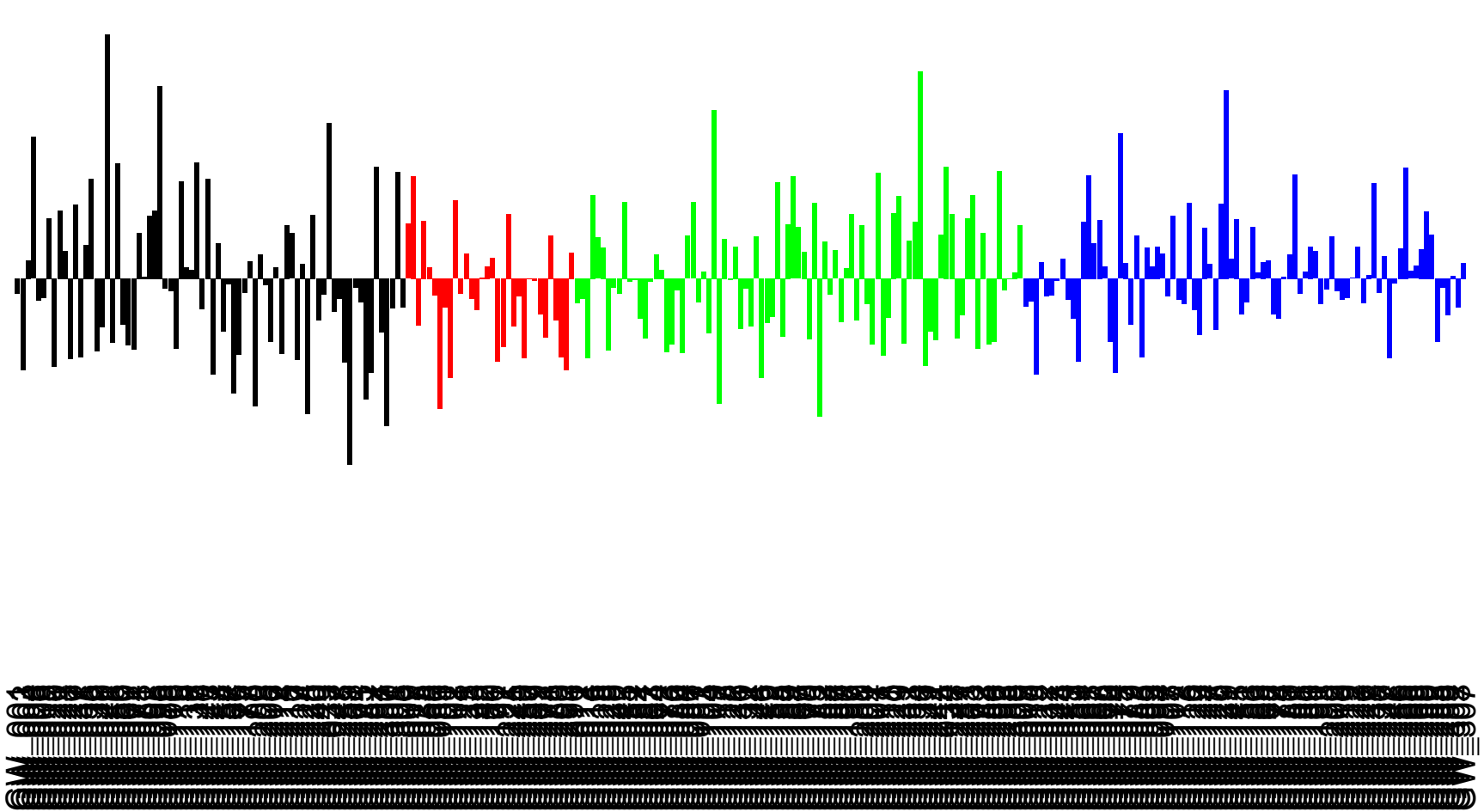
Expression of NIKOLSKY_BREAST_CANCER_20Q11_AMPLICON in Spot L

Δe



Expression of NIKOLSKY_BREAST_CANCER_20Q11_AMPLICON in Spot M

Δe



Expression of NIKOLSKY_BREAST_CANCER_20Q11_AMPLICON in Spot N

Δe

1.0

0.5

0.0

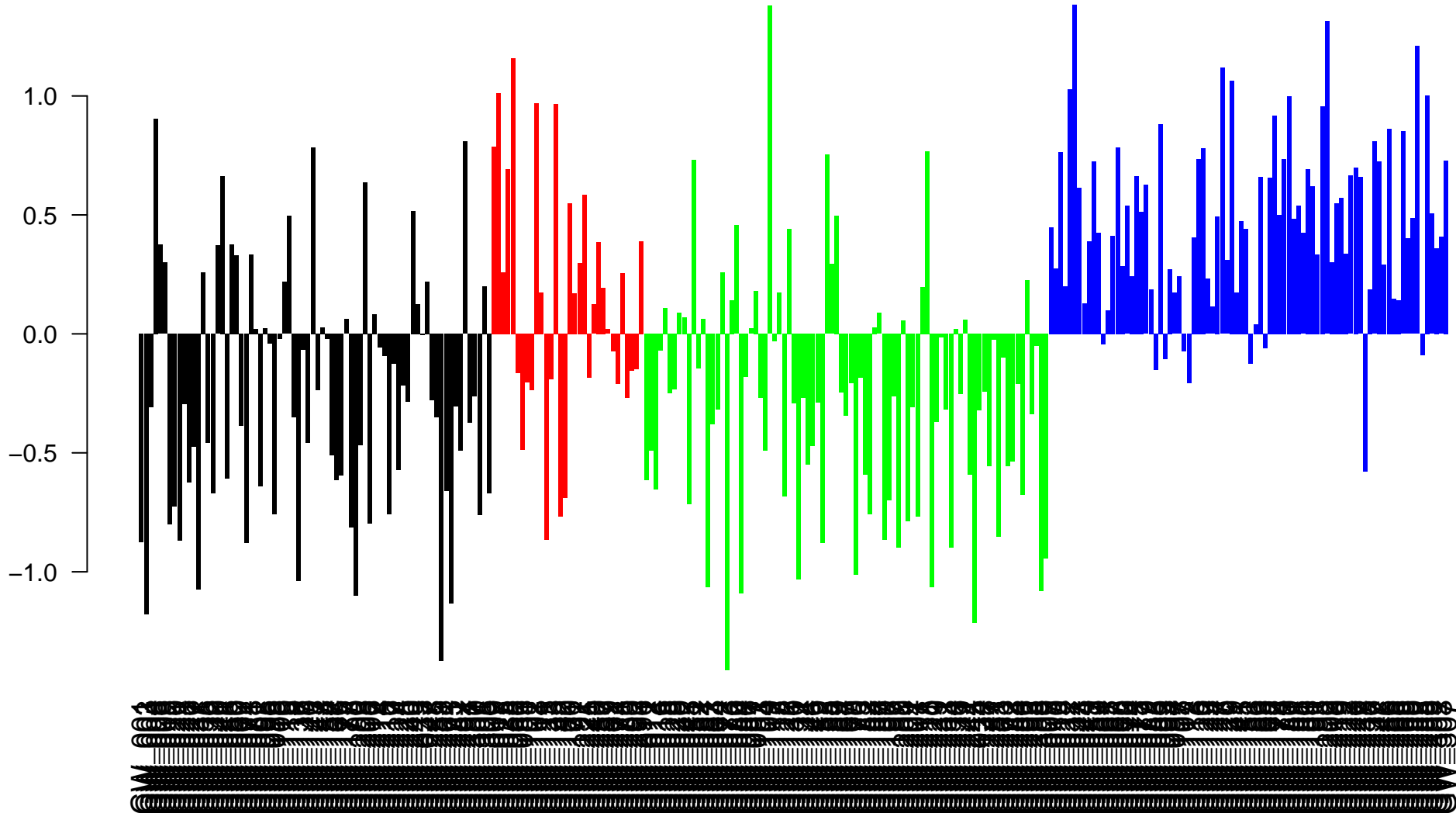
-0.5

-1.0



Expression of NIKOLSKY_BREAST_CANCER_20Q11_AMPLICON in Spot O

Δe



Expression of NIKOLSKY_BREAST_CANCER_20Q11_AMPLICON in Spot P

Δe


1.0

0.5


0.0

-0.5

-1.0



Expression of NIKOLSKY_BREAST_CANCER_20Q11_AMPLICON in Spot Q



Expression of NIKOLSKY_BREAST_CANCER_20Q11_AMPLICON in Spot R

Δe

1.0

0.5

0.0

-0.5

-1.0

